



DIRECT ENTRY TO UNIVERSITY DEGREE

INTO Direct Entry | Training updates | Nov 2019

INTO 

INTO PARTNER PORTAL AND GLOBAL APPLICATION

The screenshot shows the top navigation bar of the INTO Partner Portal. On the left is the INTO logo. On the right are language options (English, 中文) and a Sign In button with a user icon. Below the navigation bar is a red menu with links: Home, Search and Share, Universities, Apply Online, My Applicants, Downloads, News, and About Us. The main content area features a search bar with the text "Search thousands of programs". Below this are three input fields: "Subject area", "Country", and "Level", followed by a teal "Search" button. The background of the search area is a photograph of a woman smiling.

Search & Share

The screenshot displays the university selection interface. At the top, there are filters for "Study in:" (China, UK, US) and "Study route:" (Direct Entry, Pathway). Below the filters is a grid of five university cards, each with a numbered circle, the university logo, and a red 'x' icon. The universities are: 1. Hofstra University, 2. Oregon State University, 3. University of South Florida, 4. Fisher College, and 5. Jefferson University. To the right of the grid are two news snippets. The first snippet is titled "Check for new intakes at INTO UEA" and mentions "more intakes are just at INTO UEA's new Graduate". The second snippet is titled "Find courses quickly with new Partner Portal features" and states "Finding the information you need to counsel students is now even quicker and easier thanks to a". At the bottom of the grid is a "Start Application" button and a note "Drag to arrange order of preference".

University Profile Pages

UNIVERSITY PROFILES ON PARTNER PORTAL

New Direct Entry Section

- Overview
- Key Information
- Top Subjects
- Unique Selling Points
- Undergraduate/Postgraduate
 - Academic and English Entry Requirements
 - Tuition Fees
 - Scholarships
- University Degrees

The screenshot shows the INTO University of Gloucestershire website. The header includes the INTO logo, a welcome message for Omar Hatib, language options (English, 中文), and a sign out button. The main navigation bar contains links for Home, Search and Share, Universities, Apply Online, My Applicants, Downloads, News, About Us, and Agent Admin. The page title is "Direct Entry Information". A blue sidebar on the left lists navigation options: Overview, Key information, Top subjects, Why University of Gloucestershire?, Undergraduate / Postgraduate, How to apply, and University degrees. The main content area features an aerial photograph of the university campus. Below the photo, the heading "Direct entry to University of Gloucestershire" is followed by an "Overview" section stating that users can apply through INTO for over 100 undergraduate courses and 50 postgraduate qualifications. A "Key information" section lists three bullet points: over 100 undergraduate courses, postgraduate conversion courses, and accredited postgraduate courses. A "Top subjects" section lists various disciplines with colored squares: Accounting and Finance, Business Management, Computer Games Design, Cyber and Computer Security, Digital Media and Web Technologies, Education, and Fashion Design.



WHY PARTNER PORTAL?

- **Search and Share**

- Quickly find programs and share relevant details with your students

- **Apply Online & My Applicants**

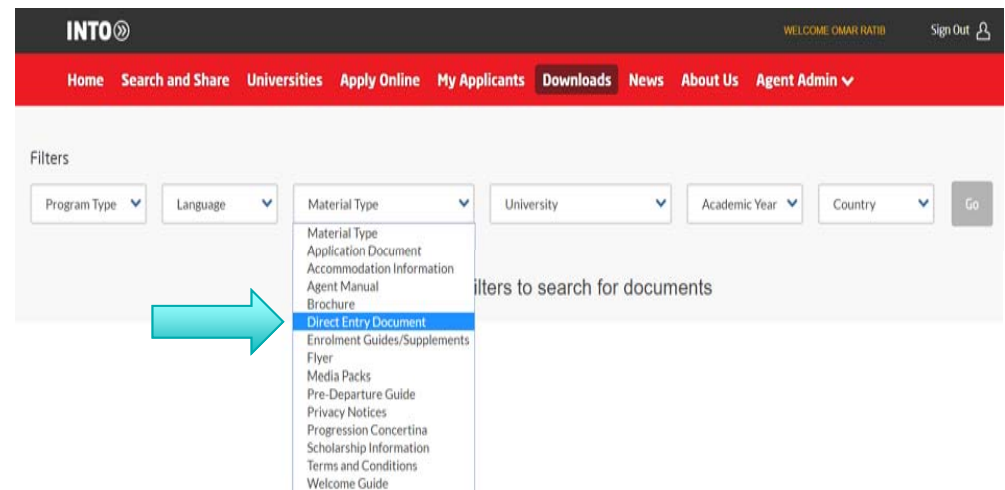
- Apply for up to 3 universities with no application fee & fast turnaround time

- **Downloads**

- Access and download direct entry digital materials
- Choose 'Direct Entry' from drop down menu

- **News**

- Stay on top of our exciting developments and updates from across our Partners' network



DIRECT ENTRY – ON GLOBAL APPLICATION

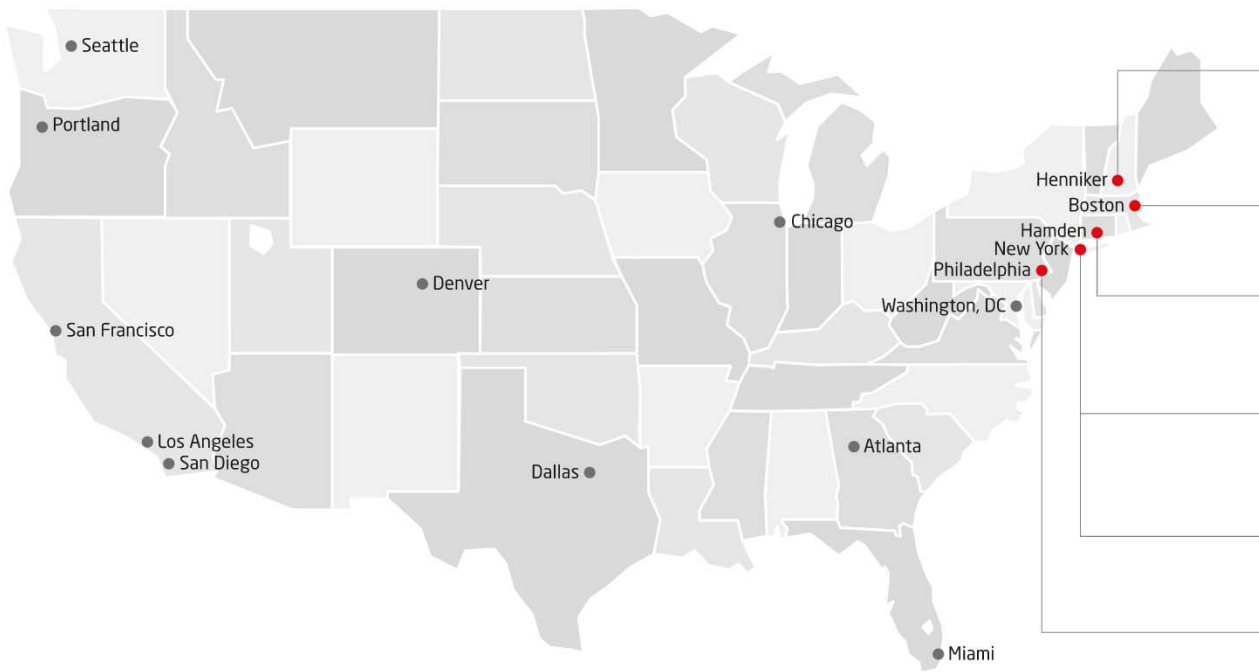
- US – all UG options available at all US partners, Graduate options available at Suffolk University, Illinois State, UAB, CSU, SLU and Hofstra – more to come in 2019



- China - PG options available at Nankai University



INTO US AFFILIATES ON GLOBAL APP – NEW DIRECT ENTRY ONLY OPTIONS



New England College



Quinnipiac University

LIU Brooklyn

LIU Post

Jefferson Philadelphia University + Thomas Jefferson University

New DE Partners available on INTO Global App!

Smaller schools, new locations, subject areas & price points



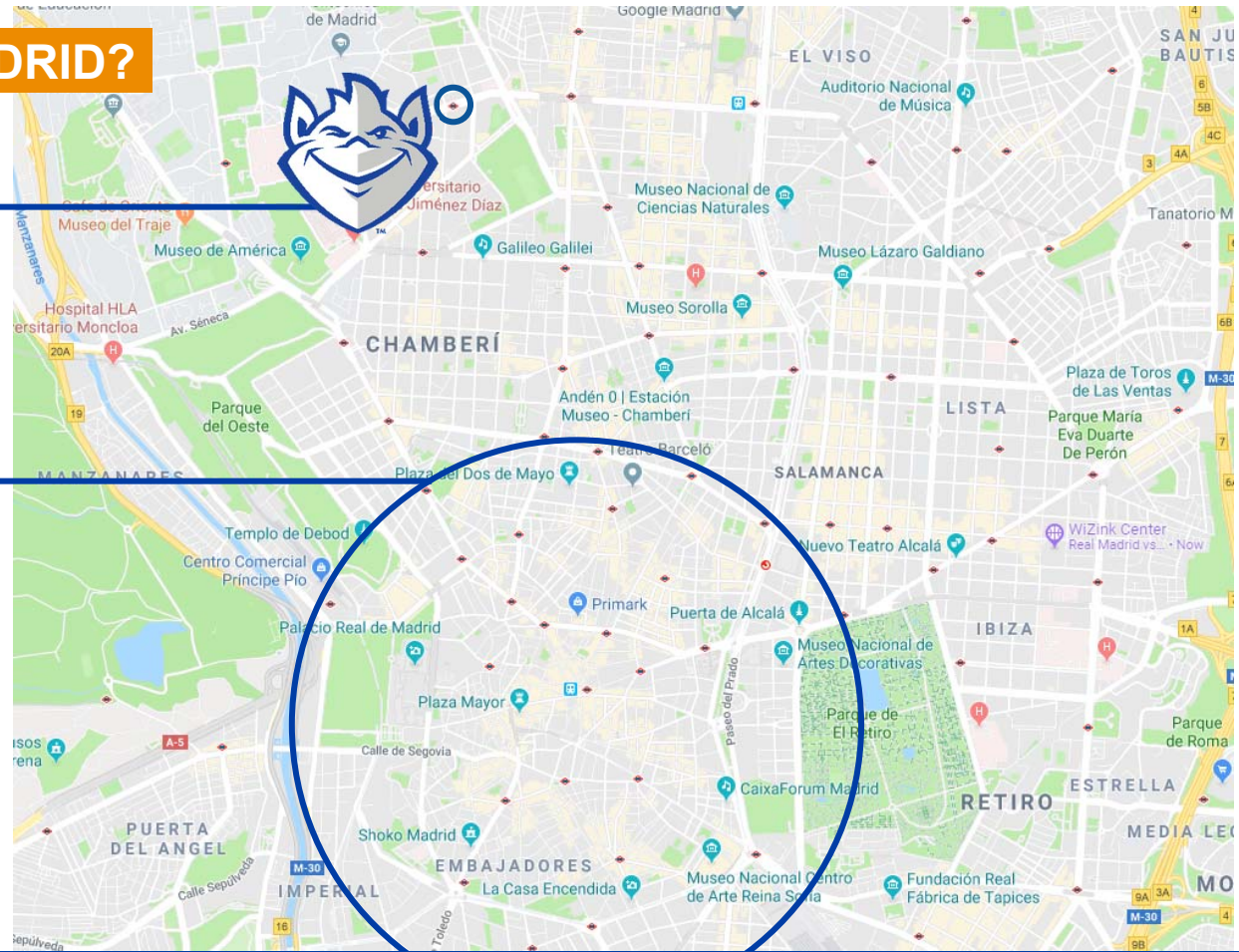


SAINT LOUIS UNIVERSITY
—
MADRID

WHERE IS SLU MADRID?

SLU Madrid Campus
20 mins to Centro
35 mins to MAD airport


Madrid Centro
Gran Via
Plaza Mayor
Puerta del Sol
Palacio Real
Prado Museum
Reina Sofia Museum
Retiro Park
Puerta de Alcalá
Theatres & nightlife
Restaurants & cafes
Arts & culture



**SAINT LOUIS
UNIVERSITY
MADRID**

SLU MADRID ON CAMPUS

American Campus Experience

- **5 minutes** walk to Metro ( *Guzman el Bueno*)
- Quiet urban-residential campus neighborhood
- Walkable campus
- US campus in the heart of Madrid
- 3 buildings on campus (below)

Campus Amenities

- Library
- Campus dining
- Career services
- Counseling services
- Student lounges
- Admissions office
- Bookstore
- Student life office
- Classrooms
- Labs and studios
- Athletic programs
- Rooftop terrace!



San Ignacio Hall



Padre Rubio Hall



Padre Arrupe Hall



SAINT LOUIS
UNIVERSITY
MADRID

SLU MADRID ACADEMICS

UNDERGRADUATE PROGRAMS

Degrees Fully Offered in Madrid

14 UNDERGRADUATE DEGREES:

Art History
Communication
Computer Science (B.A./B.S.)
Economics (B.A./B.S.)
English
History*
International Business
International Studies (as a second major)
Philosophy*
Political Science: International Relations
Psychology
Spanish

*One semester required at the St. Louis Campus

Start in Madrid, Finish in St. Louis

SLU-Madrid offers over 200 courses each semester which fulfill degree requirements for many undergraduate majors available through Saint Louis University.

Begin your studies in Madrid and transfer to the St. Louis campus to complete your degree.

Some programs available only in St. Louis, not eligible for "Start in Madrid, Finish in St. Louis" option: *Aeronautics: Flight Science (Professional Pilot); American Studies; Bioethics and Health Studies; Criminology and Criminal Justice; Education; Emergency Management; Forensic Science; Italian Studies; Music; Physical Therapy; Russian Studies; Social Work; Sociology; Studio Art; Theatre.*

SLU MADRID ESTIMATED COSTS

Summer Courses

- Summer courses available
- Estimated costs on a per credit hour basis

Tuition Deposit Fee

225€

Health Insurance

All students who are registered for at least 1 credit are automatically insured by **SANITAS**, one of Spain's most respected private health insurance providers

Questions?

finance-madrid@slu.edu

ESTIMATED COSTS (20/21)

	Academic English		Degree-seeking (Bridge and Full Academic)	
	1-semester	2-semesters	1-semester	2-semesters
Tuition and Fees	4,500€	9,000€	10,920€	21,840€
Housing and Meals*	3,700€	7,400€	3,700€	7,400€
Books and Supplies	400€	800€	400€	800€
Insurance	Included in tuition			
Other	270€	540€	270€	540€
Total Expenses	8,870€	17,740€	15,290€	30,580€

*estimated cost, may vary by student depending on living situation.



**SAINT LOUIS
UNIVERSITY
MADRID**

SLU MADRID SCHOLARSHIPS

Undergraduate Scholarships

Merit-based (Freshman)

- All students are reviewed for scholarship
- May be considered for an award without SAT/ACT
- Valid for up to 8 semesters
- 4 year total values range: 6,000€-\$36,800€

Merit-based (transfer)

- Admitted students are eligible
- Valid for up to 6 semesters

Family Awards

- 750€ per semester
- Families with more than one dependent child enrolled at SLU or SLU-Madrid
- **Stackable** with other scholarships

Start in Madrid, Finish in St. Louis

SLU Madrid scholarship approximate award value percentage (%) carry-over to the St. Louis campus.

Scholarship	Value	Eligibility and Details
Merit-based scholarships	1,500€-9,200€ <i>per year</i>	<ul style="list-style-type: none"> • Fully admitted to SLU-Madrid as an international first-year undergraduate student • Qualified applicants automatically considered • No action required, no separate application • Scholarship does not apply for students in Academic English Program
Director's Scholarship	Full Tuition <i>per year</i>	<ul style="list-style-type: none"> • Fully admitted to SLU-Madrid as an international first-year undergraduate student • 3.85+ GPA • 1390+ SAT or 30+ ACT • Separate application required • Application date: March 1 • Scholarship does not apply for students in Academic English Program
Jesuit HS Scholarship	2,500€ <i>per year</i>	<ul style="list-style-type: none"> • Fully admitted to SLU-Madrid as an international first-year undergraduate student • Qualified applicants automatically considered • No action required • Scholarship does not apply for students in Academic English Program • Stackable with any merit-based scholarship awarded
Catholic HS Scholarship	2,000€ <i>per year</i>	<ul style="list-style-type: none"> • Fully admitted to SLU-Madrid as an international first-year undergraduate student • Qualified applicants automatically considered • No action required • Scholarship does not apply for students in Academic English Program • Stackable with any merit-based scholarship awarded
Merit-based (Transfer)	4,600€-6,600€ <i>per year</i>	<ul style="list-style-type: none"> • Fully admitted to SLU-Madrid as an international undergraduate transfer student • Qualified applicants automatically considered • No action required • Scholarships do not apply for students in Academic English Program



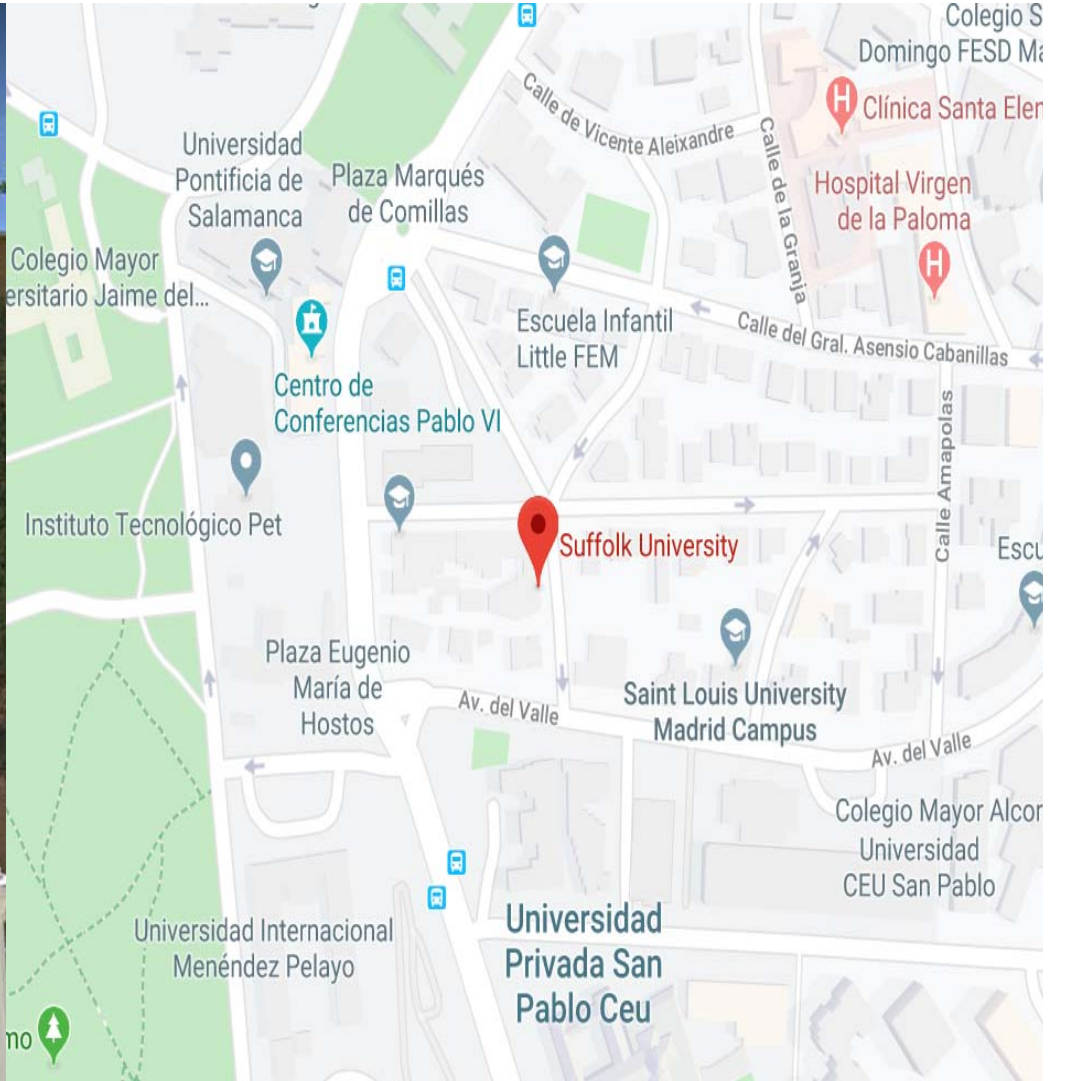
SAINT LOUIS
UNIVERSITY
MADRID



SUFFOLK
UNIVERSITY

MADRID CAMPUS

MADRID CAMPUS



Madrid Campus Academics



- 2 + 2 academic program for most majors
- Complete all 4 years of Government degree with a concentration in International Relations in Madrid
- Start any of Suffolk's 60+ majors in Madrid.
- Coursework, syllabi and professor's qualifications are equivalent to those in Boston
- Academic agreement with Universidad CEU San Pablo

The numbers

FEES

- Tuition: \$30,396
- Comprehensive package including organized trips, room & board: \$47,826
- 125 full-time students
- 11% international
- 12:1 student-faculty ratio

SCHOLARSHIPS

Suffolk Madrid Campus also offers merit scholarships to academically qualified freshmen and transfer students. All students are automatically considered for a merit scholarship which can cover up to 50% of the tuition fee.

WHY USE GLOBAL APP FOR DIRECT ENTRY?

- ✓ Access to a **wide range of undergraduate and graduate programs.**
- ✓ Submit **multiple applications** through a single application form.
- ✓ **No application fee.**
- ✓ Application automatically **assigned to your agency.**
- ✓ Quick decisions on applications (**7-10 working days**).
- ✓ **Rolling admissions** for US UG and Graduate degrees.
- ✓ Late application deadlines for both UG and PG degrees (UK).
- ✓ UCAS's 6th choice option (UoS, GCU & UoG).
- ✓ High-quality **service and support.**



WHAT HAPPENS WHEN DIRECT ENTRY APPLICATION IS MADE VIA GLOBAL APP?



Application reviewed by INTO.



Complete application is marked as priority and sent to university.



Quick decision made by university.



INTO notifies you of the decision**.



Applicant confirms their place following the instructions in their offer letter.



Applicant enrolls at university.



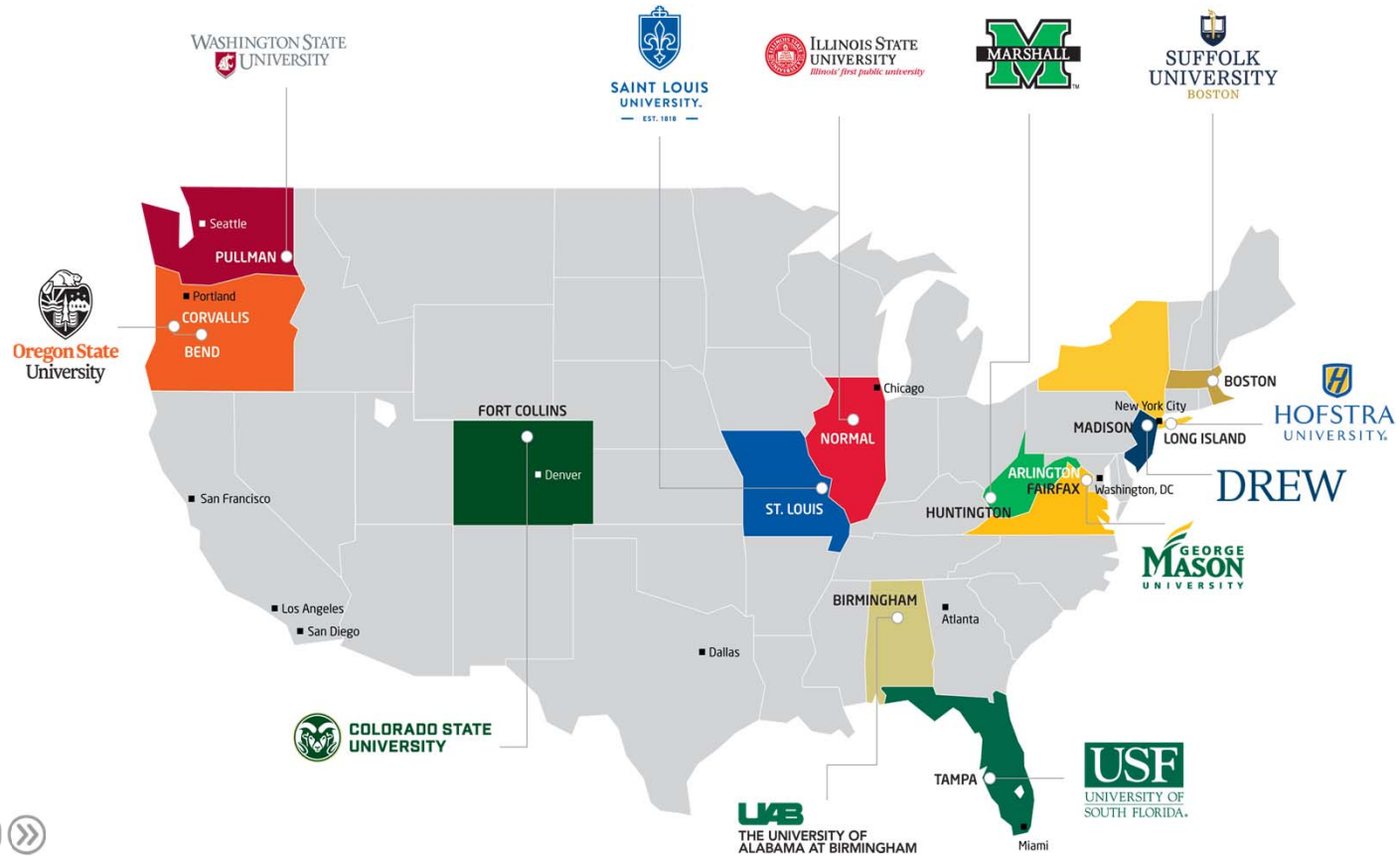
Claim your commission.



** If the application has been unsuccessful, the student will be considered for an INTO pathway programme

US DIRECT ENTRY

US Partners



INTO >>



SAINT LOUIS
UNIVERSITY™





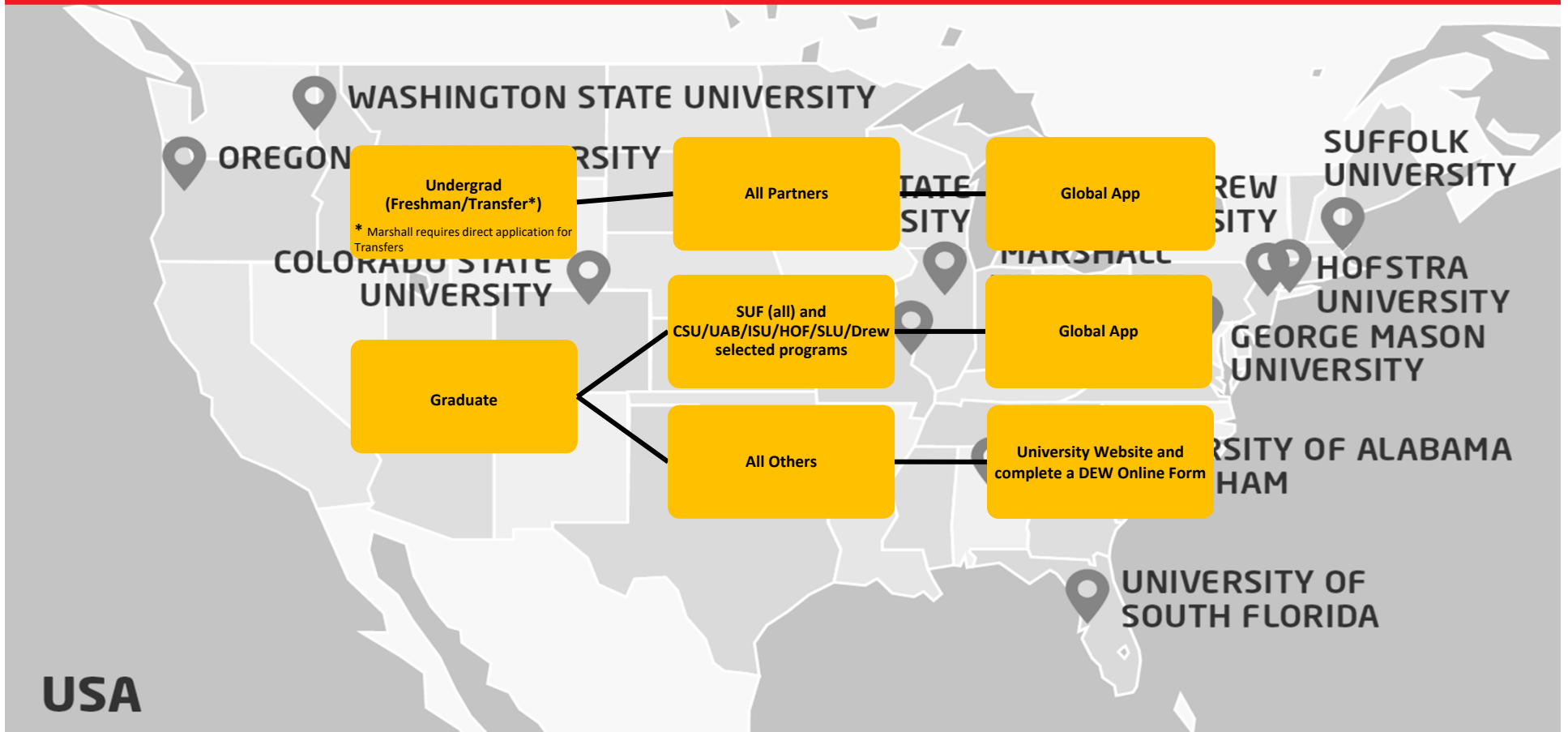


SUFFOLK UNIVERSITY

BOSTON



DIRECT ENTRY TO US UNIVERSITY PARTNERS



GRADUATE DEGREE PROGRAMS AVAILABLE ON THE GLOBAL APP

- **Suffolk University**

- All graduate programs including: law, crime and justice, public administration, education, communication, political science, health administration, taxation, accounting, business, finance, marketing, graphic design and interior architecture.



- **University of Alabama at Birmingham – graduate degree programs:**

- Art History (M.A.)
- Biotechnology (M.S.)
- Business Administration (MBA)
- Civil Engineering (M.S.)
- Computer Science (M.S.)
- Cyber Security (M.S.)
- Data Science (M.S.)
- Electrical and Computer Engineering (M.S.)
- Engineering Management (M.S.), Concentrations: Biomaterials Concentration **or** Manufacturing Engineering **or** Design and Commercialization **or** Environmental Engineering **or** Vehicle and Robotics Engineering
- Materials Engineering (M.S.)
- Mechanical Engineering (M.S.)
- Multidisciplinary Biomedical Science (M.S.)
- Public Health (M.P.H.), Concentrations: Environmental and Occupational Health **or** Epidemiology **or** Health Behavior **or** Health Care Organization **or** Health Policy **or** Industrial Hygiene **or** Maternal and Child Health Policy and Leadership **or** Population Health



- **Colorado State University – graduate degree programs:**

- Computer Information Systems (MCIS)
- Finance (MFIN)
- Impact MBA (MBA)



GRADUATE DEGREE PROGRAMS AVAILABLE ON THE GLOBAL APP (cont.)

- **Illinois State University – graduate degree programs:**

- Accountancy (M.S.)
- Applied Economics - Electricity, Natural Gas & Telecommunications (M.A. & M.S.)
- Applied Economics - Financial Economics (M.A. & M.S.)
- Applied Economics (M.A. & M.S.)
- Arts Technology (M.S.)
- Family & Consumer Sciences (M.A. & M.S.) Options; Fashion Design & Merchandising **or** Food, Nutrition & Dietetics **or** Human Development & Family Science **or** Interior Design
- Hydrogeology (M.S.)
- Information Systems - Geographic Information Systems (M.S.) **or** Internet Application Development (M.S.) **or** Network and Security (M.S.)
- Information Systems - Systems Development (M.S.)
- Kinesiology & Recreation - Biomechanics (M.S.) **or** Exercise Physiology (M.S.)
- Master of Business Administration (M.B.A.)
- Mathematics - Applied Statistics (M.S.) **or** Biomathematics (M.S.)
- Mathematics (M.S.)
- Music Performance (M.M.)
- Studio Arts (M.F.A.)
- Technology - Project Management (M.S.) **or** Quality Management and Analytics (M.S.) **or** Training and Development (M.S.)
- Theatre Studies (M.A. & M.S.)

All of these
graduate
programs will be
evaluated within
10 working days!



**ILLINOIS STATE
UNIVERSITY**
Illinois' first public university.

GRADUATE DEGREE PROGRAMS AVAILABLE ON THE GLOBAL APP (cont.)

- **Hofstra University – graduate degree programs:**

- Accounting (M.S.) & **(MBA)**
- Biology (M.A.)
- Business Analytics (M.S.) & **(MBA)**
- Computer Science (M.S.)
- Creative Arts Therapy Counseling (M.A.)
- Engineering Management (M.S.)
- Finance (M.S.) & **(MBA)**
- Health Administration (M.H.A)
- Health Informatics (M.S.)
- Health Services Management **(MBA)**
- Higher Education Leadership and Policy Studies (M.S.ED)
- Human Resources Management (M.S)
- Information Systems (M.S.) & **(MBA)**
- International Business **(MBA)**
- Languages Other Than English & TESOL - Certification (M.S.ED)
- Literacy Studies, Birth-Grade 6 or Grades 5-12 (M.A.)
- American Legal Studies (LL.M.)
- American Legal Studies - Alternative Dispute Resolution (LL.M.)
- American Legal Studies - Business Law (LL.M.)
- American Legal Studies - Corporate Compliance (LL.M.)
- American Legal Studies - Criminal Law (LL.M.)
- American Legal Studies - Health Law (LL.M.)
- American Legal Studies - Intellectual Property Law
- Management **(MBA)**
- Marketing (M.S.) & **(MBA)**
- Marketing Research (M.S.)
- Medical Physics (M.S.)
- Public Health (M.P.H.)
- Quality Management **(MBA)**
- Quantitative Finance (M.S.)
- Sports Science - Exercise Physiology (M.S.)
- Sports and Entertainment Management **(MBA)**
- Sustainability (M.A.)
- Urban Ecology (M.A.)



HOFSTRA
UNIVERSITY®

GRADUATE DEGREE PROGRAMS AVAILABLE ON THE GLOBAL APP (cont.)

- **Saint Louis University – graduate degree programs:**

- MBA (One Year)
- MBA (Evening)
- M.S. Accounting
- M.S. Applied Financial Economics
- M.S. Computer Science
- M.S. Engineering: Aerospace
- M.S. Engineering: Biomedical
- M.S. Engineering: Civil
- M.S. Engineering: Electrical and Computer
- M.S. Engineering: Mechanical
- M.S. Engineering: Physics
- M.S. Software Engineering
- M.S. Supply Chain Management



GRADUATE DEGREE PROGRAMS AVAILABLE ON THE GLOBAL APP (cont.)

- **Drew University – graduate degree programs:**
 - M.S. Data Analytics
 - M.A. Education
 - M.S. Finance



INTO US AFFILIATES ON GLOBAL APP – NEW DIRECT ENTRY ONLY OPTIONS

Jefferson University:

Architecture

Bachelor and Master's programs including:

- B.Arch (5-year)*
- MS Architecture*
- M. Arch Architecture*
- MS Interior Architecture
- MS Construction Management*

Emphasis on innovation, transdisciplinary study and sustainability

*STEM designated programs eligible for OPT extension

Portfolio required for architecture programs

MS Disaster Medicine & Management

Fashion

Bachelor and Master's programme including:

- BS Fashion Design
- BS Fashion Merchandising and Management
- Textile Materials Technology
- MS Fashion Design Management

Long Island University:

Pharmacy

BS Pharmaceutical Sciences

MS in Pharmaceutics with specializations in:

- Cosmetic Science
- Industrial Pharmacy

PharmD Pharmacy

Health Professions

BS Nursing or Dual Degree MS program

Dual BS/MS Occupational Therapy (OT)

BA Psychology

MA Psychology with concentrations in:

- School Psychology
- Behavior Analysis,
- Experimental Psychology

MPA Public Administration

MPH Public Health

Bachelor of Fine Arts*

- With Concentration in:
- Dance, Music
- Music Tech, Entrepreneurship & Production
- Creative Writing

Fisher College:

B.S Management

- Broad-based and versatile with 9 concentration options including:

- Accounting
- Computer Information Systems
- Entrepreneurship
- Fashion Merchandising
- Finance
- Health Care Management
- Health Information Management
- Hospitality/Event Management
- Human Resource Management

MBA

- Strategic Leadership MBA with optional focus in Sport Administration or Accounting
- One year full-time program option with tuition approx. \$34,032 USD (15 classes/42 credits)
- Capstone Project offered in place of a thesis**

BA Psychology

BS Sport Management

BS Criminal Justice



INTO US AFFILIATES ON GLOBAL APP – NEW DIRECT ENTRY ONLY OPTIONS

Quinnipiac University:

Communications, Journalism and Public Relations

- BA in Communications/Media Studies
- BA Film, Television & Media Arts, 3+1 BA or BFA/MS
- BA, MS, 3+1 BA/MS Journalism or Sports Journalism
- BA, MS, 3+1 BA/MS Public Relations
- BA Advertising and Integrated Communications
 - #7 Best Schools for Media Professional (LinkedIn 2014)
 - Award-winning faculty are industry leaders in film, media, design, journalism, advertising and public relations
 - Extensive network of student run organizations, competitions, internships and travel opportunities

Business

BS International Business with certificates available in:

- Export Marketing
- International Purchasing

Computer Science

BA or BS in Computer Science

- 100% success rate in either job placement or graduate program
- Covers special topics such as:
 - Web Development
 - Data Structure
 - Cryptography
 - Acritical Intelligence
 - Robotics

New England College:

Biology and Health Sciences

- BS degrees with an emphasis on hands-on learning and research
- Health sciences graduates can take advantage of conditional admission to:
 - Graduate Nursing programmes
 - Physicians Assistant programmes
 - Pharmacy programmes

MBA

- 40-credit, 10-course MBA costs \$24,220 tuition for the entire programme
- MBA can be completed in 10 months, or as long as 20 months, depending on the student's desired pace of study
- Concentration options include:
 - Computer Information Systems
 - Project Management
 - Health informatics
- New England College offers 6 intakes per year for graduate students with an intake every 2 months*

BA Psychology with concentrations in:

- General psychology
- Human Services
- Opportunities to work directly with professionals

BA Kinesiology

- Offers optional minors in Coaching and Wellness
- Senior-research project and internship opportunities



US DIRECT ENTRY APPLICATION GUIDE



Dear Valued Partners,

When submitting a Direct Entry application to INTO's university partners in the US, please follow the instructions below.

Oregon State University

- **Undergraduate** applicants for Corvallis and Bend campus - please use the [INTO Global App](#) for direct-entry. These applications will be processed by INTO with a 7 day turnaround time on admission decisions. There is no application fee and no additional direct-entry waiver required.
- **Graduate** applications completed online ([OSU / Cascades](#)) on the university's website, please complete the [Direct Entry Waiver \(DEW\) online form](#) attaching a copy of the student's passport.

University of South Florida

- **Undergraduate** applicants – please use the [INTO Global App](#) for direct-entry. These applications will be processed by INTO with a 10 day turnaround time on admission decisions. There is no application fee and no additional direct-entry waiver required. Please submit the [Supplemental Question document](#).
- **Graduate** applications completed [online](#) on the university's website, please complete the [Direct Entry Waiver \(DEW\) online form](#) attaching a copy of the student's passport.

Colorado State University

- **Undergraduate** applicants - please use the [INTO Global App](#) for direct-entry. These applications will be processed by INTO with a 10 day turnaround time on admission decisions. There is no application fee and no additional direct-entry waiver required.
- **Graduate** applicants for selected majors can also apply on [INTO Global App](#). These applications will be processed by INTO with a 10 day turnaround time on admission decisions. There is no application fee and no additional direct-entry waiver required.
- **Graduate** applications (for majors not available on Global App) completed [online](#) on the university's website or US Common App (not INTO Global App), please complete the [Direct Entry Waiver \(DEW\) online form](#) attaching a copy of the student's passport.

The complete US Direct Entry Application Guide can be downloaded from [INTO Partner Portal](#)



The screenshot shows the 'INTO Downloads' interface. At the top, there is a red header with the text 'INTO Downloads'. Below this, there are several filter buttons: 'Country', 'Language', 'Academic Year', 'University', and 'Direct Entry'. The main content area is divided into two sections: 'Multi-University Materials UK' and 'Multi-University Materials US'. Under 'Multi-University Materials UK', there is a red document icon and the text 'INTO Global Direct Entry Brochure 18-19' with a 'Download' button. Under 'Multi-University Materials US', there are two items: 'INTO North America Direct Entry Application Guide 18-19' and 'INTO Global Direct Entry Brochure 18-19', each with a 'Download' button.



US DIRECT ENTRY WAIVER FROM – APPS ON UNIVERSITY WEBSITE

Direct Entry Waiver Form

University *
Washington State University

WASHINGTON STATE UNIVERSITY

The purpose of this form is to allow the agents, agencies or sponsor(s) listed below to make inquiries on behalf of the student during or after the application process. Submit this completed form and a copy of the student's identity page of passport or Government ID which includes a picture no later than within five business days after an application has been completed and submitted.

Student / Applicant Information

Name *
First Last
(As it appears on passport and application)

Date of Birth (MM/DD/YYYY) * 1/3/2000
Country of Citizenship *

Applicant ID # Student Email *

Program Level * Program Name *

Campus Location *

Desired Academic Start
Intake * Year *

Please submit the waiver form within 5 days



The direct entry waiver allows the university to:

- discuss student applications with parents, agents, and other third parties
- assign an agent to a student's application to ensure future commission payments.

Access ONLINE:

- <http://DEwaiverform.intoglobal.com/>

Submit DE Waiver with:

- Direct Entry applications NOT submitted through the Global App

Applications on the University Website:

- 3rd party evaluation may be required for some programs
- No standardized turn-around time

DEW ONLINE FORM – IT'S VERY EASY!

All US Partners DEW Online Form at a single URL:
<http://dewaiverform.intoglobal.com/>

The screenshot shows the 'Direct Entry Waiver Form' interface for Washington State University. The form includes sections for 'Student / Applicant Information' (Name, Date of Birth, Country of Citizenship, Applicant ID #, Student Email, Program Level, Program Name, Campus Location, Desired Academic Start) and 'Third-party Information' (Name of Agency, Contact Name at Agency, Agent's Email Address, Agent's Phone). A progress bar at the bottom indicates the form is 100% complete.

Further streamlined and standardized DEW form process

Email communication to the student allowing digital signatures

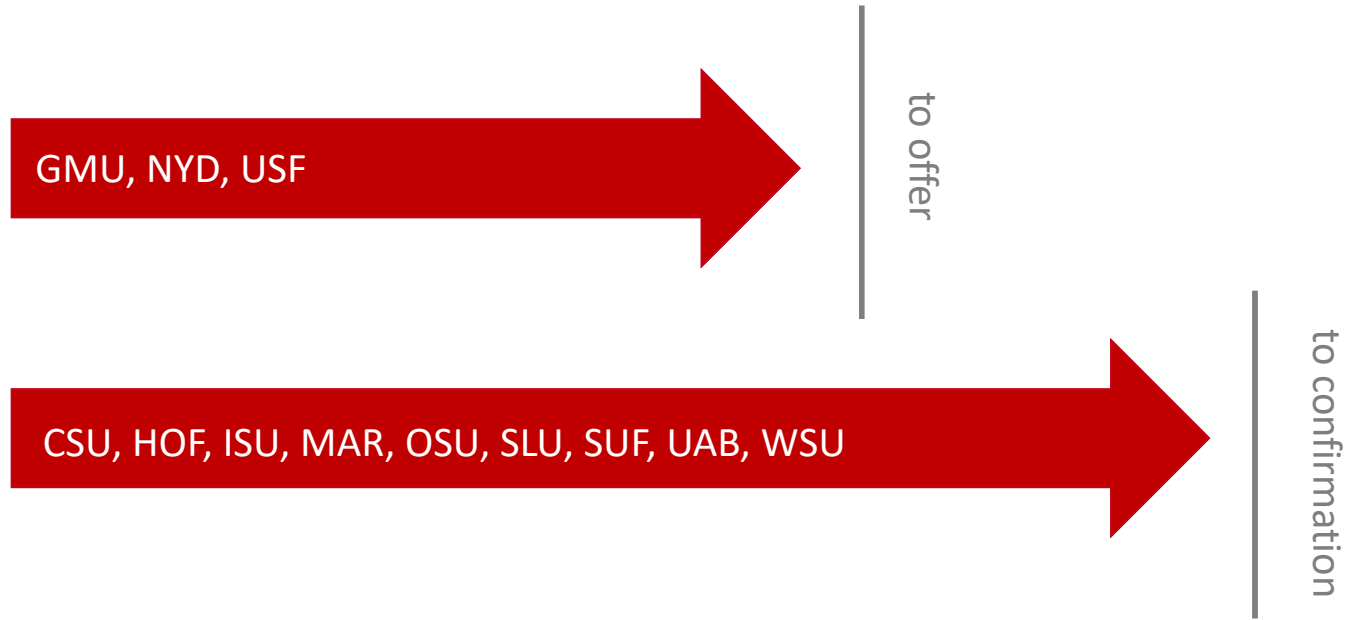


PDF Form confirmation sent automatically to the agent and university

The PDF form confirmation is for the University of South Florida. It includes the university logo and the form number 'USF12'. The 'Student / Applicant Information' section lists: Name: Bugs Bunny, Date of Birth: 05/01/1977, Country of Citizenship: United States of America, Applicant ID #: 1545278, Student Email: jame.noon@topps.com, Program Level: Undergraduate, Program Name: Engineering. The 'Desired Academic Start' section lists: Intake: Fall, Year: 2018. The 'Student / Applicant Permission' section includes a digital signature and the date 12/10/17. The 'Third-party Information' section lists: Name of Agency: INTO Agent USA (if applicable). The 'Top Tester Last Name' is ABC1234 and the 'Agent's Phone (include country code)' is 800.555.5555. The 'Agent's Email Address' is j.noon@cognitofirms.com.



APPLICATION HAND-OFF POINTS



US DE APPLICATION CHECKLIST (GLOBAL APP)

- ✓ **Completed application (including a declaration form)**
- ✓ Copy of passport
- ✓ **Copies of all official transcripts**
 - ✓ USF transfer students – must provide official documents (not copies)
- ✓ Supplemental Questions document for USF
- ✓ **Copies of TOEFL / IELTS / IELA* or other English test**
 - ✓ USF requires official TOEFL (not copy)
- ✓ **Explanations of gaps in studies**
- ✓ CV, Personal Statement, Reference/s where required
- ✓ **Portfolio for art/design related programs**
- ✓ SAT or ACT / GRE / GMAT where required (submitted via ETS)
- ✓ **Completed application processing time 7-10 working days**
- ✓ [Next Steps](#)



*IELA accepted at SUF, Drew, USF, OSU, SLU ad GMU

US DIRECT ENTRY SCHOLARSHIPS



Application Submission: February 15 2020 (qualified applicants automatically considered)

Application Completion: May 1 2020

For international students already studying in the US deadline is **January 15 2020**

SCHOLARSHIP	AMOUNT		ELIGIBILITY
USF Green & Gold Presidential Award	Up to \$12,000/year	Renewable up to 4 years	<ul style="list-style-type: none"> Fully admitted to USF as an international first-year undergraduate student 4.0+ GPA 1340+ SAT (Evidence-Based Reading and Writing and Math only) or 29+ ACT
USF Green & Gold Directors Award	Up to \$9,000/year	Renewable up to 4 years	<ul style="list-style-type: none"> Fully admitted to USF as an international first-year undergraduate student 3.80+ GPA 1280+ SAT (Evidence-Based Reading and Writing and Math only) or 27+ ACT
USF Green & Gold Scholars Award	Up to \$6,000/year	Renewable up to 4 years	<ul style="list-style-type: none"> Fully admitted to USF as an international first-year undergraduate student 3.60+ GPA 1210+ SAT (Evidence-Based Reading and Writing & Math only) or 25+ ACT
USF International Student Scholarship	Up to \$1,000/year	Renewable up to 4 years	<ul style="list-style-type: none"> Fully admitted to USF as an international first-year undergraduate student 3.5+ GPA 1140+ SAT (Evidence-Based Reading and Writing & Math only) or 23+ ACT
USF International Transfer Student Scholarship	Up to \$500/semester	Renewable up to 4 years	<ul style="list-style-type: none"> Fully admitted to USF as an international transfer student (minimum of 60 transferable credit hours) Cumulative post-secondary GPA of 3.6+
Frank H. Spain and Betty E. Gillies Community College Transfer Scholarship	Up to \$1,250/semester	Renewable up to 4 semesters	<ul style="list-style-type: none"> Awarded to top transfer applicant from each college within the Florida College System Fully admitted to USF as an international transfer student Cumulative transfer GPA of 3.75+ Transferring with an AA or approved AS degree



Application Submission: April 1 2020 (students who submit their completed application to GMU by deadline are automatically considered)

SCHOLARSHIP	AMOUNT		ELIGIBILITY
George Mason Undergraduate International Admissions Scholarship	\$3,000–11,000 (up to \$15,000 with SAT)	Undergraduate: Renewable up to 4 years	<ul style="list-style-type: none"> Undergraduate direct entry, degree-seeking status Only available to first-year students enrolling in the fall semester Merit-based Must be non-immigrant and non-resident status in the United States SAT not required, but applicants seeking higher scholarship amounts must submit SAT/ACT

US DIRECT ENTRY SCHOLARSHIPS



SCHOLARSHIP	AMOUNT		ELIGIBILITY
John Marshall	\$ 14,000/year	Renewable up to 4 years	<ul style="list-style-type: none"> • Directly admitted first-time freshmen and maintains full-time enrollment • High School GPA 3.9 or above; ACT 30 or above (or SAT 1360 or above) • To renew, the student must successfully complete at least 30 credit hours each academic year, earn at least a 2.75 GPA at the end of freshman year and a 3.0 GPA by the end of sophomore and junior years
John Laidley	\$ 12,000/year	Renewable up to 4 years	<ul style="list-style-type: none"> • Directly admitted first-time freshmen and maintains full-time enrollment • High School GPA 3.7 or above; ACT 28 or above (or SAT 1300 or above) • To renew, the student must successfully complete at least 30 credit hours each academic year, earn at least a 2.75 GPA at the end of freshman year and a 3.0 GPA by the end of sophomore and junior years
Board of Governors	\$ 10,500/year	Renewable up to 4 years	<ul style="list-style-type: none"> • Directly admitted first-time freshmen and maintains full-time enrollment • High School GPA 3.5 or above; ACT 26 or above (or SAT 1230) • To renew, the student must successfully complete at least 30 credit hours each academic year, earn at least a 2.75 GPA at the end of freshman year and a 3.0 GPA by the end of sophomore and junior years
A. Michael Perry	\$ 6,000/year	Renewable up to 4 years	<ul style="list-style-type: none"> • Directly admitted first-time freshmen and maintains full-time enrollment • High School GPA 3.0 or above; ACT 22 or above (or SAT 1100 or above) • To renew, the student must successfully complete at least 30 credit hours each academic year, earn at least a 2.75 GPA at the end of freshman year and a 3.0 GPA by the end of sophomore and junior years
Opportunity Grant	\$ 5,000/year	Renewable up to 4 years	<ul style="list-style-type: none"> • Directly admitted first-time freshmen and maintains full-time enrollment • High School GPA 3.0 or above; ACT 20–21 or above (or SAT 1030–1090 or above) • To renew, the student must successfully complete at least 30 credit hours each academic year, earn at least a 2.75 GPA at the end of freshman year and a 3.0 GPA by the end of sophomore and junior years
Presidential	\$ 8,000/year	Renewable up to 4 years	<ul style="list-style-type: none"> • Directly admitted first-time freshmen and maintains full-time enrollment • High School GPA 3.25 or above; ACT 24 or above (or SAT 1160 or above) • To renew, the student must successfully complete at least 30 credit hours each academic year, earn at least a 2.75 GPA at the end of freshman year and a 3.0 GPA by the end of sophomore and junior years

Please note: renewable scholarships require students to meet a minimum GPA requirement each semester.



SCHOLARSHIP	AMOUNT		ELIGIBILITY
Hofstra University Trustee Scholars Program	\$ 8,000+/year	Renewable up to 4 years	<ul style="list-style-type: none"> • Enrolled as Hofstra degree-seeking student • Eligibility based on GPA and SAT scores
Graduate Direct Scholarship	Varies depending on program	Varies depending on program	<ul style="list-style-type: none"> • Varies depending on program

US DIRECT ENTRY SCHOLARSHIPS



THE UNIVERSITY OF
ALABAMA AT BIRMINGHAM

Application Submission: March 1 2020

SCHOLARSHIP	AMOUNT		ELIGIBILITY
UAB International Scholarship	\$ 7,500/year	Renewable up to 4 years	<ul style="list-style-type: none"> • Minimum GPA of 3.0 • First-year, full-time, degree-seeking students only (no post-secondary work) • Completed high school or secondary school outside of the US • Currently live outside of the United States • Must be accepted prior April 1 2020 for the May Intake • Students with governmental scholarships or other external support are ineligible for this award
UAB IB Scholarship	\$ 1,000–\$ 2,500/year	Renewable up to 4 years	<ul style="list-style-type: none"> • Fully admitted to UAB as a first-year undergraduate student before March 1 2020 • Completion of the international baccalaureate diploma with a score of 24 or higher • Requires an application by March 1

Please note: renewable scholarships require students to meet a minimum GPA requirement each semester



COLORADO STATE
UNIVERSITY

Application Submission: June 1 2020

SCHOLARSHIP	AMOUNT		ELIGIBILITY
GPA-Only Scholarship	\$ 2,000–\$ 8,000/year	Renewable up to 4 years	<ul style="list-style-type: none"> • Directly admitted first-time freshmen • 3.3+ GPA
Ram Transfer Scholarship	\$ 5,000/year	Renewable up to 2 years	<ul style="list-style-type: none"> • Non-resident transfers pursuing first bachelor's degree • Competitive selection
GPA & SAT Scholarship	\$ 4,000–\$ 10,000/year	Renewable up to 4 years	<ul style="list-style-type: none"> • Directly admitted first-time freshmen • 3.3+ GPA and 1200+ SAT or 25+ ACT
Honors Scholarship	\$ 1,000/year	Renewable	<ul style="list-style-type: none"> • Directly admitted first-time freshmen • Admitted to Honors program
Honors Transfer Scholarship	\$ 1,000/year	Renewable	<ul style="list-style-type: none"> • Non-resident transfers pursuing first bachelor's degree, who are admitted to, and participate in the Honor's Program. • Competitive selection

US DIRECT ENTRY SCHOLARSHIPS

DREW

SCHOLARSHIP	AMOUNT		ELIGIBILITY
Drew Action Scholars	\$2,500/year	Renewable up to 4 years	<ul style="list-style-type: none"> Fully admitted to Drew as an international first-year undergraduate student Application required Community service required
Drew Scholarship for the Arts	\$1,000/year	Renewable up to 4 years	<ul style="list-style-type: none"> Applicants for admission with a demonstrated talent for Arts. Requires an application and good academic standing
Drew Merit-Based Scholarship	\$10,000–\$25,000/year	Renewable up to 4 years	<ul style="list-style-type: none"> Fully admitted to Drew as an international first-year undergraduate student Qualified applicants automatically considered No action required

Please note: renewable scholarships require students to meet a minimum GPA requirement each semester.



Application Submission: late January 2020

SCHOLARSHIP	AMOUNT		ELIGIBILITY
International Freshman Academic Award IFAA Level 1	Up to \$16,000 \$4,000/year or \$2,000/academic semester (Fall or Spring)	Renewable up to 3 years	<ul style="list-style-type: none"> Directly admitted first-time freshmen with a 3.60+ GPA Qualified applicants automatically receive award No action required
International Freshman Academic Award IFAA Level 2	Up to \$8,000 \$2,000/year or \$1,000/academic semester (Fall or Spring)	Renewable up to 3 years	<ul style="list-style-type: none"> Directly admitted first-time freshmen with a 3.30–3.59 GPA Qualified applicants automatically receive award No action required
International Transfer Academic Award ITAA Level 1	\$12,000 \$4,000/ year or \$2,000/academic semester (Fall or Spring)	Renewable up to 2 years	<ul style="list-style-type: none"> Directly admitted transfer students with a 3.60+ GPA Qualified applicants automatically receive award No action required
International Transfer Academic Award ITAA Level 2	Up to \$6,000 \$2,000/ year or \$1,000/academic semester (Fall or Spring)	Renewable up to 2 years	<ul style="list-style-type: none"> Directly admitted transfer students with a 3.30–3.59 GPA Qualified applicants automatically receive award No action required
General University Scholarships	Up to full coverage of tuition and expenses	Various	<ul style="list-style-type: none"> Academic performance is important but it isn't the only thing that matters for these scholarships Awards are given for specific academic interest and talents, community service, leadership, and campus involvement Applications begin in fall, application deadline is late January

US DIRECT ENTRY SCHOLARSHIPS



Application Submission: December 1 2019

Application Submission for transfer students: February 1 2020

SCHOLARSHIP	AMOUNT		ELIGIBILITY
SLU Presidential Scholarship	Full Tuition	Renewable up to 4 years	<ul style="list-style-type: none"> Fully admitted to SLU as an international first-year undergraduate student 3.85+ GPA 1390+ SAT or 30+ ACT Separate application required Application deadline: December 1 2019
SLU Merit-Based Scholarship	\$ 8,000–\$ 23,000/year	Renewable up to 4 years	<ul style="list-style-type: none"> Fully admitted to SLU as an international first-year undergraduate student Based on GPA and ACT/SAT scores Qualified applicants automatically considered No action required
SLU Martin Luther King Jr. Scholarship	\$ 13,000/year minimum when combined with merit scholarship	Renewable up to 4 years	<ul style="list-style-type: none"> Fully admitted to SLU as an international first-year undergraduate student 3.25+ GPA 1130+ SAT or 23+ ACT Separate application required
SLU Jesuit High School Scholarship	\$ 5,000/year	Renewable up to 4 years	<ul style="list-style-type: none"> Fully admitted to SLU as an international first-year undergraduate student Includes high school students graduating from the Cristo Rey Network Qualified applicants automatically considered No action required
SLU Catholic High School Scholarship	\$ 4,000/year	Renewable up to 4 years	<ul style="list-style-type: none"> Fully admitted to SLU as an international first-year undergraduate student Qualified applicants automatically considered No action required
Transfer: Martin Luther King Jr. Scholarship	\$ 13,000/year minimum when combined with merit scholarship	Renewable up to 3 years	<ul style="list-style-type: none"> Fully admitted to SLU as an international undergraduate transfer student 3.0+ GPA Completed 24 or more transferable credits Separate application required Application deadline: February 1 2020
Transfer: Merit-Based Scholarship	\$ 10,000–\$ 14,000/year	Renewable up to 3 years	<ul style="list-style-type: none"> Fully admitted to SLU as an international undergraduate transfer student 3.0+ GPA Completed 24 or more transferable credits Qualified applicants automatically considered
SLU-Madrid Merit Based Scholarship	1,500€–9,200€/year	Renewable up to 4 years	<ul style="list-style-type: none"> Fully admitted to SLU-Madrid as an international first-year undergraduate student Qualified applicants automatically considered No action required Scholarship does not apply for students in Academic English Program

US DIRECT ENTRY SCHOLARSHIPS

SCHOLARSHIP	AMOUNT		ELIGIBILITY
SLU-Madrid Director's Scholarship	Full Tuition	Renewable up to 4 years	<ul style="list-style-type: none"> Fully admitted to SLU-Madrid as an international first-year undergraduate student 3.85+ GPA 1390+ SAT or 30+ ACT Separate application required Application deadline: March 1 2020 Scholarship does not apply for students in Academic English Program
SLU-Madrid Jesuit High School Scholarship	2,500 €/year	Renewable up to 4 years	<ul style="list-style-type: none"> Fully admitted to SLU-Madrid as an international first-year undergraduate student Qualified applicants automatically considered No action required Scholarship does not apply for students in Academic English Program
SLU-Madrid Catholic High School Scholarship	2,000 €/year	Renewable up to 4 years	<ul style="list-style-type: none"> Fully admitted to SLU-Madrid as an international first-year undergraduate student Qualified applicants automatically considered No action required Scholarship does not apply for students in Academic English Program
Transfer: SLU-Madrid Merit-Based Scholarship	4,600 €–6,600 €/year	Renewable up to 3 years	<ul style="list-style-type: none"> Fully admitted to SLU-Madrid as an international undergraduate transfer student Qualified applicants automatically considered No action required Scholarships do not apply for students in Academic English Program



Application Submission: February 15 2020 (qualified students are automatically considered)
Application Completion: May 1 2020
 For international students already studying in the US deadline is **January 15 2020**

SCHOLARSHIP	AMOUNT		ELIGIBILITY
Provost Scholarship for Excellence	\$ 6,000/year	Undergraduate: Up to 4 years	<ul style="list-style-type: none"> Fully admitted to OSU as an international transfer or first-year undergraduate student Incoming and transfer GPA of 3.5 or higher Renewable with a minimum GPA of 3.0
IB or A-Level Scholarship	\$ 6,000/year	Undergraduate: Up to 4 years	<ul style="list-style-type: none"> Fully admitted to OSU as an international transfer or first-year undergraduate student International Baccalaureate Diploma score of 30 or higher or A-levels with minimum of two B's and one C Renewable with a minimum GPA of 3.0

Please note: renewable scholarships require students to meet a minimum GPA requirement each semester.

US DIRECT ENTRY SCHOLARSHIPS



ILLINOIS STATE UNIVERSITY
Illinois' first public university

Application Submission: November 15 2019

SCHOLARSHIP	AMOUNT		ELIGIBILITY
Presidential Scholarship	\$ 11,000/year	Renewable up to 4 years	<ul style="list-style-type: none"> • Direct Entry Freshman • Minimum 1360 SAT (or equivalent ACT) • Minimum cumulative GPA of at least 3.5 on a 4.0 scale • Apply for admission by November 15 for the following academic year • Invitation only • No application required
Redbird Scholarship	\$ 1,000–\$ 4,000/year	Renewable up to 4 years	<ul style="list-style-type: none"> • Direct Entry Freshman • Minimum 1200 SAT (or equivalent ACT) • Minimum cumulative GPA of at least 3.0 on a 4.0 scale • Apply for admission by November 15 for the following academic year • Awarded as funds are available
International Baccalaureate Scholarship	\$ 1,000	One-time award	<ul style="list-style-type: none"> • Direct Entry Freshman who complete the IB Diploma Programme or IB Career-Related Certificate Program • Apply for admission by November 15 for the following academic year • Submit eligibility form online • Academic credentials must be verified no later than July 15 • Awarded as funds are available
International Admission Scholarship (Undergraduate)	\$ 1,000–\$ 2,000/year	Renewable up to 4 years	<ul style="list-style-type: none"> • Direct Entry undergraduates with GPA of 3.0 or higher on a 4.0 scale. • Awarded at time of admission
International Admission Scholarship (Graduate)	\$ 2,000/year	Renewable up to 2 years	<ul style="list-style-type: none"> • Direct Entry graduates with GPA of 3.5 or higher on a 4.0 scale. • Awarded at time of admission



SUFFOLK UNIVERSITY
 BOSTON

SCHOLARSHIP	AMOUNT		ELIGIBILITY
Suffolk Undergraduate Scholarship	\$ 4,000–\$ 18,500/year	Renewable each semester for up to 8 semesters (at the Boston campus)	<ul style="list-style-type: none"> • Fully admitted to Suffolk as an international first-year undergraduate student • Qualified applicants automatically considered • No action required
Suffolk Graduate Scholarship	\$ 3,000–\$ 23,000/year	Renewable each consecutive semester of full-time study needed in order to fulfill the requirements of program	<ul style="list-style-type: none"> • Fully admitted to Suffolk as an international graduate student • Qualified applicants automatically considered • No action required

US SCHOLARSHIP DEADLINES – SUMMARY (Fall 2020)

NOVEMBER

Presidential, Redbird & IB Scholarships – **Illinois State University**
Apply by **Nov 15th 2019**

DECEMBER

Presidential Scholarships – **Saint Louis University**
Apply by **Dec 1st 2019**

JANUARY

General University Scholarships – **Washington State University**
Apply by **Jan 31st 2020**

FEBRUARY

- Martin Luther King Jr. Transfer Scholarship – **Saint Louis University**
Apply by **Feb 1st 2020**
- All UG first-year and Transfer Scholarships – **University of South Florida**
- Provost Scholarship of Excellence & IB/A Level Scholarships – **Oregon State University**
Apply by **Feb 15th 2020 & Application Completion by May 1st 2020**

MARCH

- IB Scholarship – **University of Alabama ay Birmingham**
- Director's Scholarship – **Saint Louis Madrid**
Apply by **Mar 1st 2020**

APRIL

Undergraduate International Admissions Scholarship – **George Mason University**
Apply by **Apr 1st 2020**

JUNE

All UG first-year and Transfer Scholarships – **Colorado State University**
Apply by **Jun 1st 2020**

NO DEADLINES

- **Marshall University**
- **Drew University**
- **Hofstra University**
- **Suffolk University**
- **Saint Louis University***
- **Washington State University***
- **Illinois State University***

**Except those already mentioned*

US DE ENTRY REQUIREMENTS - Undergraduate

	Academic Entry Requirements	English Language Requirements	Available Start Dates	App fees
OSU OSU Cas	3.0 GPA and high school diploma IB: minimum 26 with avg 5 A-Level: 2Cs + O-level req IGCSE O-levels: 5Cs (Maths, Eng, Sci, 2 Elect) No SAT/ACT	TOEFL: iBT 80 (16 subscore) / PBT 550 IELTS: 6.5 Academic English: Level 6 with C	Fall: September Winter: January Spring: March Summer: June	If using INTO Global App: FREE Otherwise: \$60* *Fee waived for agents
UAB	2.75 GPA and high school diploma IB: minimum 28 with avg 5 or higher, if by individual grades. A-Level: 2Cs + O-level req IGCSE O-levels: 3Cs +2Ds (Maths, Eng, Sci 2 Elect) SAT/ACT: required for some programs	TOEFL: iBT 77 IELTS: 6.0 (5.5 subscores) PTEA: 51	Fall: August Spring: January Summer: May	If using INTO Global App: FREE Otherwise: \$30* *Fee waived for agents
WSU	2.7 GPA and high school diploma IGCSE: 5 subjects with 1 grade of D or better and 4 grades of C or better. Subjects must include Math, Eng, Sci and 2 electives. A-level: 2.7 (1 A or B grade or better and one E grade or better plus IGCSE reqs).	TOEFL: iBT 79 IELTS: 6.5	Fall: August Spring: January Summer: May	If using INTO Global App: FREE Otherwise: \$50
DREW	3.0 GPA and high school diploma GCSE/O Levels: 5 subjects C or better; subjects must include Math, Eng, Sci and social science A Levels: 3 subjects, 3 grades C or better SAT/ACT not required for admission but required for Scholarships.	TOEFL: 80 (18 subscores) IELTS: 6.5 (6.0 subscores) Academic English: Level 6	Fall: August Spring: January	If using INTO Global App: FREE Otherwise: \$40

US DE ENTRY REQUIREMENTS – Undergraduate, *continued.....*

	Academic Entry Requirements	English Language Requirements	Available Start Dates	App fees
SLU	<p>3.0 GPA (recommended) with high school diploma IB: Avg of 5 or higher A-Level: 2Cs + O-level requirements IGCSE O-levels: 5Cs (Maths, Eng, Sci, 2 Elect) SAT/ACT not required for admission but required for Scholarships. (If a student has been studying in the US since grade 9 SLU will evaluate the student with the domestic standards, meaning student needs to provide SAT/ACT scores.) <i>SAT score for DE is a 540 on the Evidence based reading and writing (EBRW) section or a 21 on the ACT</i></p>	<p>TOEFL: iBT 80 IELTS: 6.5 Academic English: Level 6 (plus SLUWE 4)</p>	<p>Fall: August Spring: January Summer: May</p>	<p>If using INTO Global App: FREE Otherwise: \$25</p>
SLU Madrid	<p>2.5 GPA with high school diploma/leaving certificate plus 500 word essay IB: 26 on full IB Diploma A-Levels: 3 A-levels with Cs or higher or 2 A-levels and 2 AS levels with Cs or higher. Spanish Selectividad: 5/10 SAT/ACT is not required for admission nor merit-scholarships for students studying in a non-U.S. academic system.</p>	<p>TOEFL: pBT 550 / 79 iBT IELTS: 6.5</p>	<p>Fall : September Spring : January</p>	<p>If using INTO Global App: FREE Otherwise: \$0</p>
MAR	<p>2.5 GPA and high school diploma A-Level: 2Ds+ IGCSE results: Calc 2.0 GPA for both IGCSE O-levels: All Cs (Lang, Math, Sci + 2 Academic subjects), 2.0 Calc GPA SAT/ACT: Required for some competitive programmes</p>	<p>TOEFL: 61 IELTS: 6.0 Academic English: Level 6, minimum grade B</p>	<p>Fall: August Spring: January Summer: May</p>	<p>If using Global App: FREE Otherwise: \$150 (non-refundable) Transfer students must apply via the university website (not the Global App)</p>

US DE ENTRY REQUIREMENTS – Undergraduate, *continued.....*

	Academic Entry Requirements	English Language Requirements	Available Start Dates	App fees
USF	<p>3.0 GPA and high school diploma IB: minimum 27 A-Level: Avg 3.0 on scale + O-level req. IGCSE O-levels: Avg 3.0 on scale (Maths, Eng, Sci, Lang, Elect) SAT minimum 1100 (scores of Math=24, Critical Reading=24, Writing=25, 500+ math and 500+ EBRW) ACT minimum 22 (Math = 19, English=17, Reading = 19)</p> <p><small>* Require official test scores to be sent to the university (SAT ETS code: 5828, ACT ETS Code: 0761). Please provide the date and receipt of submission of official scores, so USF can easily track if the official scores have been received. NOTE: SAT Scores must be received by the deadline of June 1st.</small></p>	<p>TOEFL: iBT 79+ IELTS: 6.5 PTEA: 53 Academic English: Level 5</p> <p>Must meet SAT Writing 25 minimum or ACT English 17 minimum</p>	<p>Fall: August Spring: January Summer: May</p> <p><small>Students are required to arrive earlier for mandatory Orientation.</small></p>	<p>If using INTO Global App: FREE</p> <p>Otherwise: \$30 (non-refundable)</p>
CSU	<p>3.0 GPA and high school diploma IB: minimum 30 with avg. 5 A-Level: 2Cs + O-Level req. IGCSE O-levels: 5Bs (Math, Eng, Sci, 2 Elect). Letter of Recommendation ACT/SAT: preferred for competitive majors</p> <p><small>if the student does not provide any test scores, they can be an undeclared major in that specific major department (i.e. if a student applied for Business but does not have test scores, they can change their major to Undeclared Business).</small></p>	<p>TOEFL: 79 IELTS: 6.5 PTEA: 53 Academic English: Level 3 with min 85% in all graded classes</p>	<p>Fall: August Spring: January</p>	<p>If using INTO Global App: FREE</p> <p>Otherwise: \$50 (non-refundable)</p>

US DE ENTRY REQUIREMENTS – Undergraduate, *continued.....*

	Academic Entry Requirements	English Language Requirements	Available Start Dates	App fees
GMU	<p>3.0 GPA and high school diploma IB: minimum 30 with avg. 4 A-level: 2Cs (2Cs AS-Level can substitute for 1 A-Level) + O-Level req. IGCSE O-levels: 5 all As to Cs (Math, Eng, SS, Sci) SAT/ACT required for All Engineering, IT, and Computer Sciences majors If the student does not provide any test scores, they can be an undeclared major in that specific major department (i.e. if a student applied for Engineering but does not have not test scores, they can change their major to Undeclared Engineering).</p>	<p>TOEFL: 80 (18 subscores) IELTS: 6.5 (6.0 subscores) Academic English: Level 6</p>	<p>Fall: August Spring: January</p>	<p>If using INTO Global App: FREE Otherwise: \$80 (non-refundable)</p>
ISU	<p>3.0 GPA and and high school diploma IB: Diploma with a minimum score of 26 A-levels: 2 C grades or better (plus IGCSE) IGCSE O-levels: 5 subjects with 5 grades of C or better. Subjects must include Math, English, Science, 2 electives</p> <p>International students are not required to submit SAT or ACT scores unless they have attended a U.S. high school for three or more years.</p>	<p>TOEFL: 79 IELTS 6.5</p>	<p>Fall: August Spring: January</p>	<p>If using INTO Global App: FREE Otherwise: \$50</p>

US DE ENTRY REQUIREMENTS – Undergraduate, *continued.....*

	Academic Entry Requirements	English Language Requirements	Available Start Dates	App fees
SUF	2.7 GPA and high school diploma IB: Diploma with score of 24, average of 3 A-level: 2Ds (plus IGCSE), General Certificate of Education Advanced Subsidiary Level or Advanced Level IGCSE O-levels: 4 Cs, 1 D English, Maths, Science + 2 Electives SAT/ACT not required for International Students	TOEFL: 79 IELTS: 6.5 Academic English: Level 6	Fall: August Spring: January	If using INTO Global App: FREE Otherwise: \$50 (non-refundable)
SUF Madrid	*Same as SUF* SUF Madrid cannot take students aged 16 – 17. Students must turn 18 soon after arrival in the fall - as a result GCSE/IGCSE students cannot apply for the Madrid Campus	TOEFL: 79 IELTS: 6.5 Academic English: Level 6 *English waivers in place for students with IB, AS/A Levels and IGCSEs	Fall: September - students must arrive by August 28th	If using INTO Global App: FREE
HOF	3.0 GPA and high school diploma A-Level: 2Cs+ IGCSE results: Calc 2.0 GPA for both IGCSE O-levels: 5 Cs (English, Maths, Science + 2 Electives) IB: score of 26, average of 5 SAT/ACT not required for admission but are required for merit scholarships (To be eligible, students are required to have a GPA 3.2 plus SAT 1150/ACT 23.) if a student does decide to submit SAT scores and they are at or below 1100, the application will be denied	TOEFL: 80 IELTS: 6.5	Fall: August Spring: January	If using Global App: FREE Otherwise: \$75 (non-refundable)

SAT REQUIRMENTS

No SAT Required	SAT Required
OSU & OSU Cascades	UAB All Engineering, Biomedical Engineering, Biomedical Science, Neuroscience
WSU	USF
SLU ¹	SLU Madrid ¹³
NYD	MAR ¹ All College of Science majors; College of Information Technology and Engineering (CITE) majors; College of Health Professions: Nursing
CSU ¹²	GMU ⁴ All Engineering, IT, Computer Science
Suffolk	
ISU ¹	
HOF ¹	
<p>1 SAT required for consideration for selected scholarships (USF, MAR, CSU, SLU, SLU Madrid, ISU, HOF)</p> <p>2 SAT/ACT preferred for competitive majors (business, engineering, computer science & biomedical sciences) – without SAT student will be undeclared major in the department when they initially enroll.</p> <p>3 SAT/ACT required only if the student attended a US High School education system</p> <p>4 Only required if the applicant is seeking a higher scholarship amount up to \$15,000</p>	

US TUITION FEES



<u>University</u>	<u>UG Tuition</u>	<u>Grad Tuition</u>	<u>University</u>	<u>UG Tuition</u>	<u>Grad Tuition</u>
Oregon State University	\$31,250	\$28,080 \$40,988 for MBA	Saint Louis University	\$45,960	\$21,710 \$43,940 for Law \$20,580 for Bus
University of South Florida	\$17,840	\$16,340	University of Alabama at Birmingham	\$24,950	\$18,450
Colorado State University	\$30,510	\$27,900	Washington State University	\$25,473	\$26,201
Marshall University	\$19,820	\$22,060	Suffolk University	\$38,420	\$29,520 - \$48,744
George Mason University	\$37,170	\$26,460	Illinois State University	\$26,281	\$22,757
Drew University	\$40,685	\$36,000	Hofstra University	\$47,510	\$25,744 \$35,290 for MBA \$26,320 for Other Bus

INTO US AFFILIATES - UG ENTRY REQUIREMENTS

	Academic Entry Requirements	English Language Requirements	Available Start Dates	App fees
Fisher	2.0 GPA and high school diploma No SAT/ACT Accepts GCSE	Direct Admission: TOEFL: iBT 61 IELTS: 5.5	Fall: September Spring: January	If using INTO Global App: FREE Otherwise: \$50
Jefferson	2.75 GPA and high school diploma No SAT/ACT	Direct Admission: TOEFL: iBT 79 IELTS: 6.5	Fall: September Spring: January	If using INTO Global App: FREE Otherwise: \$40
LIU- Brooklyn	2.5 GPA and high school diploma No SAT/ACT Accepts GCSE	Direct Admission: TOEFL: iBT 75 IELTS: 6.5	Fall: September Spring: January	If using INTO Global App: FREE Otherwise: \$50
LIU-Post	2.5 GPA and high school diploma No SAT/ACT Accepts GCSE	Direct Admission: TOEFL: iBT 75 Nursing programs: TOEFL iBT 85 IELTS: 6.5	Fall: September Spring: January	If using INTO Global App: FREE Otherwise: \$50
NEC	2.5 GPA and high school diploma No SAT/ACT	Direct Admission: TOEFL: iBT 80 IELTS: 6.5	Fall: August Spring: January	If using INTO Global App: FREE Otherwise: \$30
Quinnipiac	3.0 GPA and high school diploma 3.5 GPA for Health Science programs No SAT/ACT	Direct Admission: TOEFL: iBT 80 IELTS: 6.5	Fall: August Spring: January	If using INTO Global App: FREE Otherwise: \$65

INTO US AFFILIATES - GRADUATE ENTRY REQUIREMENTS

	Academic Entry Requirements	English Language Requirements		Available Start Dates
Fisher	2.7 GPA No GMAT/GRE	Direct Admission: TOEFL: iBT 80 IELTS: 6.5	Conditional Admission: TOEFL: iBT 61 IELTS: 6.0	Fall: August Spring: January
Jefferson	2.75 GPA GRE required only for Occupational Therapy No GMAT required for MBA	Direct Admission: TOEFL: iBT 79 IELTS: 6.5	Conditional Admission: TOEFL: iBT 32 IELTS: 3.5	Fall: August Spring: January
LIU-Brooklyn	2.75 GPA GMAT not required for most incl. MBA GRE required: Public Health, Teaching including TESOL, and Pharmacy	Direct Admission: TOEFL: iBT 75-85 IELTS: 6.5 Conditional Admission not available for Pharmacy, TESOL	Conditional Admission: TOEFL: iBT 35 IELTS: 3.5	Fall: August Spring: January
LIU-Post	2.75 GPA GMAT required: MBA and Accounting - minimum score of 400 GRE required: Psychology and Public Health	Direct Admission: 79 iBT 75 iBT: Accountancy MS, MBA, Management Engineering, Information Systems & Criminal Justice 85 iBT: MPA, & MS in Nutrition IELTS: 6.5	Conditional Admission: TOEFL: 56 / IELTS: 5.5	Fall: August Spring: January
NEC	2.5 – 2.75 GPA 3.0 GPA for Accounting No GMAT/GRE Credential evaluation required MBA applicants need an UG degree in business	Direct Admission: 71 iBT: MBA with concentration in CIS 61 iBT: Computer Information Systems 61 iBT: Health Informatics 61 iBT: All other programs IELTS: 5.5	Conditional Admission: TOEFL: iBT 45 IELTS: 4.0	Fall: August Spring: January
Quinnipiac	3.0 GPA 3.5 GPA for Health Science programs GMAT required for MBA only Credential evaluation required	Direct Admission: TOEFL: iBT 90 IELTS: 6.5 No Conditional Admission		Fall: August Spring: January

US AFFILIATES TUITION FEES



<u>University</u>	<u>UG Tuition</u>	<u>Grad Tuition</u>
Jefferson University	\$40,680	\$36,630 - \$75,780 Cost per credit = \$1,190 for most
Long Island University (Brooklyn & Post)	\$36,452	\$22,482 - \$59,952 Cost per credit = \$1,249 for most
Fisher College	\$30,997	\$22,200 - \$25,872 Cost per credit = \$616 for MBA & \$740 for MA Psychology
New England College	\$37,490*	\$10,500 - \$33,900 Depending on number of credits
Quinnipiac University	\$46,790**	\$18,990 - \$48,530 Cost per credit = \$1,055

UK DIRECT ENTRY

UK DIRECT ENTRY PARTNERS – HOW TO APPLY?

INTO Global Application – all UG and PG



Other UK Partners are available for Direct Entry (outside Global App and varying service levels)



UNIVERSITY of
STIRLING











UNIVERSITY OF
GLOUCESTERSHIRE








UK DIRECT ENTRY – APPLICATION & CONFIRMATION PROCESS SUMMARY



						
Application	Global App	Global App	Global App	Global App	Global App	Global App
Application Deadlines	Rolling Admissions	Rolling Admissions	Rolling Admissions	Rolling Admissions	Rolling Admissions	Rolling Admissions
6th UCAS Choice	No	Yes	N/A	Yes	No	Yes
Turnaround	10 Days	10 Days	10 Days	10 Days	10 Days	10 Days
CAS	<u>AFTER</u> deposit	<u>AFTER</u> deposit	<u>AFTER</u> deposit	<u>AFTER</u> deposit	<u>AFTER</u> deposit	<u>AFTER</u> deposit
Confirmation	£3,000 via "Flywire"	£3,500 on website	£3,500 on website	£3,000 WU or Card	£1,000 on website	£2,000 online or bank transfer

UK DIRECT ENTRY SUMMARY ENTRY REQUIREMENTS

 <p>Country specific: http://www.ncl.ac.uk/international/country/</p>	UG	A-level AAB-ABB; IB 35 points IELTS 6.5
	PG	3.0/4.0 (70% and above) in 3-4 year UG degree 2.1 upper second class honours degree IELTS 6.5 (minimum 6.0 in all subskills)
 <p>Country specific: http://www.glos.ac.uk/study/international/in-your-region/pages/in-your-country.aspx</p>	UG	A-level BBB-BCC From IELTS: 5.5 (no band less than 5.5) to IELTS 6.0 (no band less than 5.5)
	PG	4-year bachelors degree with GPA 2.6 or above (3.0 min for research degrees) IELTS: 6.0 (no band less than 5.5) – taught IELTS: 6.5 (min 6.0 in writing and no less than 5.5 in other bands) - research
 <p>Country specific: www.gcu.ac.uk/study/internationalstudents/yourcountry</p>	UG	A-level ABB-CCC + essential courses; IB 24-30 points From IELTS: 6.0 (no less than 5.5 in all subskills)
	PG	2.2 honours degree or equivalent (approx. 2.5-3.0/4.0 GPA) From IELTS: 6.0 (no band less than 5.5)
 <p>Country Specific: www2.mmu.ac.uk/international/your-country</p>	UG	A-Level CCC-BBC; IB 26 points IELTS: 6.5
	PG	Degree with minimum GPA 2.5-2.75/4 IELTS: 6.5 (no band less than 6.0)
 <p>Country specific: www.stir.ac.uk/study-in-the-uk/entry-requirements</p>	UG	A-Level BBB, IB 32 points Successful completion of 1 year of university with good grades Typically IELTS 6.0 (min 5.5 in each subskill)
	PG	Degree with minimum 2.5/4.0 Typically IELTS 6.5 (min 5.5 in each subskill)

UK TUITION FEES

<u>University</u>	<u>UG Tuition</u>	<u>Grad Tuition</u>
Glasgow Caledonian University	£11,500	£12,600
Manchester Met University	£13,500 - £15,000	£14,500 - £15,500
Newcastle University London	£16,200	£18,000 - £19,200
University of Gloucestershire	£13,500	£14,000
University of Stirling	£12,140	£15,250



INTO UK DIRECT ENTRY APPLICATION GUIDE



INTO UK Direct Entry Application Guide

When submitting a Direct Entry application to INTO's university partners in the UK, please follow the instructions below:

University	Process
GLASGOW CALEDONIAN UNIVERSITY (Glasgow and London campuses)	Undergraduate and Postgraduate: You are able to apply via INTO Global App on Partner Portal or via the interactive PDF which should be sent to gcudirect@intoglobal.com . Arrangement with UCAS: Students who have applied through UCAS can submit a further application to GCU (as a 6th choice). Where an applicant has submitted an application via UCAS but has not yet accepted any offer, GCU will accept and process an application and offer (if applicable) through the Global Application. If an application is submitted through UCAS, please take a screen screenshot of the application page and send to gcudirect@intoglobal.com . This must be done within 15 working days.
MANCHESTER METROPOLITAN UNIVERSITY	Undergraduate and Postgraduate: You are able to apply via INTO Global App on Partner Portal or via the interactive PDF which should be sent to mmudirect@intoglobal.com . Arrangement with UCAS: The University cannot accept a direct application from anyone registered in UCAS for the same academic year. This means if the student has applied through UCAS to any university in the UK, they cannot apply to Manchester Metropolitan University (through INTO) and will have to wait until clearing or use 1 of their 5 UCAS choices. The preference is that UCAS is not used and applications for undergraduate programmes are submitted on the direct application form or through the INTO Global Application (if available in your region). If an application is submitted through UCAS, please take a screen screenshot of the application page and send to mmudirect@intoglobal.com . This must be done within 15 working days.
UNIVERSITY OF GLOUCESTERSHIRE	Undergraduate and Postgraduate: You are able to apply via INTO Global App on Partner Portal or via the interactive PDF which should be sent to uodirect@intoglobal.com . Arrangement with UCAS: Students who have applied through UCAS can submit a further application to the University of Gloucestershire (as a 6th choice). If an application is submitted through UCAS, please take a screen screenshot of the application page and send to uodirect@intoglobal.com . This must be done within 15 working days.
QUEEN'S UNIVERSITY BELFAST	Undergraduate: please indicate your agency details as part of the UCAS application process. Postgraduate: please indicate your agency details on the online application portal .
UNIVERSITY OF STIRLING	Undergraduate: PDF Application Form send to admissions@stir.ac.uk or please indicate your agency details as part of the UCAS application process. Postgraduate: please apply through university website and notify INTO separately that you have sent in the application by emailing us at stirling.commissions@intoglobal.com .

Application Guide includes information:

- How to apply to all of the INTO UK partner universities
- Which partners are available via the Global App
- How to apply via UCAS or on the university's website and ensure the application is correctly assigned to your office
- Which partners/programs are outside of INTO Direct Entry agreement



UK DIRECT ENTRY APPLICATION CHECKLIST

- ✓ **Completed application**
- ✓ Copy of a passport
- ✓ **Copies of all official transcripts and certificates**
- ✓ Copies of IELTS or other approved English tests
(**MMU, GCU, UOG, NUL and STS also accept INTO IELEA test for Direct Entry**)
- ✓ Explanations of gaps in studies
- ✓ **CV, personal statement, reference, work experience where required**
- ✓ Portfolio for arts/design related degrees
- ✓ **Completed applications turnaround time is 10 working days**
(some of the programs with additional entry requirements may require longer time)

UK DIRECT ENTRY SCHOLARSHIPS



Scholarship	Amount	Eligibility	Website
GCU/London Early Payment Discount	5% discount	Overseas UG and PG students. Confirm before Aug 1 for Sep, Dec 1 for Jan, Mar 1 for May	GCU Scholarships
New to GCU Undergraduate Student Scholarship	£4,000 (£1,000 each year)	Overseas UG Students are automatically considered	GCU Scholarships
GCU New Postgraduate Student Scholarship	£1,600 for first year and £1,000 for each subsequent year	Overseas Self-Funded Postgraduate Students are automatically considered. PGT and PGR students	GCU Scholarships
GCU/London Postgraduate Ambassador Studentship	Up to £15,000 full fee scholarship	Any International student who can demonstrate how they have contributed to the 'Common Good'	GCU Scholarships
GCU Santander Universities Postgraduate Scholarship	£5,000	Students who have been offered a place on a GCU Masters level programme and are from <u>selected countries</u> can apply	GCU Scholarships
GCU Loyalty Scholarship	£2,000 for first year and £1000 for each subsequent year	Students who have studied with GCU before (e.g. UG to PG, Foundation, Pre-sessional English, Pre-Masters, Summer school etc.)	GCU Scholarships
GCU London Don McCarthy Scholarship	£12,500 available for Jan 2020 applicants	Students who have applied to <u>study fashion and luxury programmes</u> at the British School of Fashion commencing Jan 2020. Apply online and upload a 2-3 minute video in support of application.	GCU Scholarships
Master of Public Health Scholarship	£4,500	Any International student who has applied for the full time Master of Public Health programme at GCU Glasgow Campus commencing January 2020	GCU Scholarships
MSc Big Data Technologies Scholarship	£3,500	Any International student who has applied for the full time Msc Big Data Technologies programme starting January 2020	GCU Scholarships

UK DIRECT ENTRY SCHOLARSHIPS



MMU International Undergraduate Scholarships	£2,000/each year	International (Non-EU) students who hold an offer for a full-time undergraduate degree (120 credits) starting in September 2019 and be self-funded. Must meet the <u>eligibility criteria</u> and no additional application required.	MMU Scholarships
MMU International Postgraduate Country Scholarships *	£2,000	Overseas fee paying nationals of <u>selected countries</u> , who have been accepted onto a full-time taught postgraduate programme	MMU Scholarships
MMU International Postgraduate Scholarships *	£1,500 or £2,000	Offer holders for a full taught Masters course with a 2:1 or First classification undergraduate degree. Will be awarded automatically upon enrolment	MMU Scholarships
Stirling International Undergraduate scholarships	£2,000/each year	UG: any accepted overseas student with an offer for an eligible UG degree will automatically be identified as part as the admissions process.	Stirling Scholarships
Stirling International Alumni Scholarship *	20% tuition fee waiver for first year	International students on full-time Master's degrees who have completed their undergraduate degrees at the University of Stirling in 2019	Stirling Scholarships
Stirling PGT International Excellence Scholarship	£5,000 first year	Overseas Self-paying full-time master's students	Stirling Scholarships
UoG International Bursaries	£2,000 - £4,000	Overseas UG and PG students (depending on country of Domicile).	UoG Scholarships
UoG Postgraduate Merit Scholarships	50% off first year of tuition	High-achieving students will be automatically considered upon receiving an offer for 12 selected PG programmes	UoG Scholarships

*Scholarships for 20/21 are TBC

All scholarship amounts and eligibility are for reference only and are subject to change, please review the university's website for the most updated information

CHINA DIRECT ENTRY



Postgraduate degree programs delivered in English for international students



DESTINATION CHINA

WHY CHINA?

- China is now the **WORLD'S LARGEST ECONOMY**
- Speak **CHINESE LANGUAGE** & English and communicate to half the world's population
- Experience China's fascinating and historical **CULTURE**
- Learn how to do **BUSINESS in CHINA**
- Make **BUSINESS CONNECTIONS** for the future
- Improve your **EMPLOYABILITY** and job prospects
- **TUITION FEE** is very affordable (more than 5x cheaper than UK/US)
- Simple, fast and easy **VISA PROCESS**



NANKAI UNIVERSITY

POSTGRADUATE PROGRAMS – 2 Years

Postgraduate

Four dual degree programmes offered jointly with [University of Glasgow](#)

- MSc International Relations
- MSc Urban and Regional Planning
- MSc Translation Studies
- MSc Environmental Science
 - Taught at Nankai University, with courses offered by both Nankai and University of Glasgow
 - University of Glasgow is in the top 1% of the world's universities (Ranked 63 in the QS WR 2016)
- Tuition fees for all of the dual degrees is 50,000 RMB per year – Approx. \$7,485 USD or £5,700 GBP

Scholarships



Scholarship	Amount*	No. of awards**	Eligibility	Required Documents
Tianjin Government Scholarship	Postgraduate: ¥30,000 (approx. \$4,700USD)	20	Qualified applicants automatically considered. Selection is based on academic achievements.	<ul style="list-style-type: none"> • Bachelor's Degree certificate • Official transcripts Personal Statement (no less than 800 words) • Two letters of recommendation • Language scores, e.g. IELTS/TOEFL or HSK • Photocopy of Foreigner Physical Examination Form • Photocopy of Passport
Nankai University Scholarship	Postgraduate: ¥15,000 (approx. \$2,350USD)	5		

* Please note the above scholarships are not in the form of fee reduction. Students will be notified of the scholarship awards in June/July 2020, but payment will be made to students in their first year of study. This means agent commissions will not be affected!

** Students must confirm their offers and pay deposit by the closing deadline of the scholarship which is 30th May 2020.

THANK YOU!

ANY QUESTIONS..?